

# PRODUCT INFORMATION PACKET

Model No: 5KCR49PN0099Y

Catalog No: EG273

3/4 HP General Purpose Motor, 1 phase, 1800 RPM, 100-120/200-240 V, 56C Frame, TEFC  
Single Phase TEFC Motors



Regal and Marathon are trademarks of Regal Beloit Corporation or one of its affiliated companies.  
©2020 Regal Beloit Corporation, All Rights Reserved. MC017097E

REGAL

### Nameplate Specifications

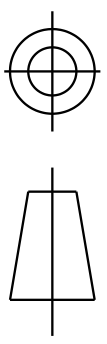
Output HP	0.75 Hp	Output KW	0.56 kW
Frequency	60 Hz	Voltage	100-120/200-240 V
Current	9.0-8.8,4.5-4.4 A	Speed	1725/1425 rpm
Service Factor	1.25	Phase	1
Efficiency	75.2 %	Power Factor	0
Duty	Continuous	Insulation Class	B
KVA Code	M	Frame	56C
Enclosure	Totally Enclosed Fan Cooled	Thermal Protection	MAN
Ambient Temperature	40 °C	Drive End Bearing Size	6203
Opp Drive End Bearing Size	6203	UL	Recognized
CSA	Yes	CE	N

### Technical Specifications

Electrical Type	Capacitor Start Capacitor Run	Starting Method	SM
Poles	4	Rotation	Counterclockwise/Clockwise
Mounting	Rigid Base	Motor Orientation	ANY
Drive End Bearing	BALL	Opp Drive End Bearing	Ball
Frame Material	Rolled Steel	Overall Length	12.43 in
Frame Length	7.15 in	Shaft Diameter	0.630 in
Shaft Extension	1.88 in		
Connection Drawing	52A105383BA	Outline Drawing	52A107739P2

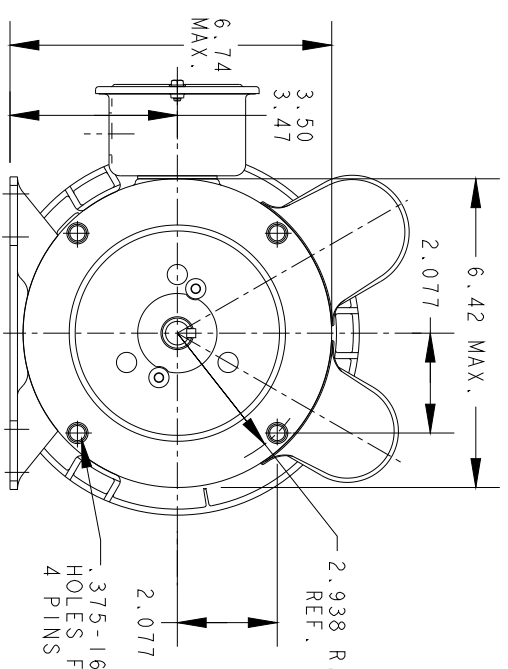
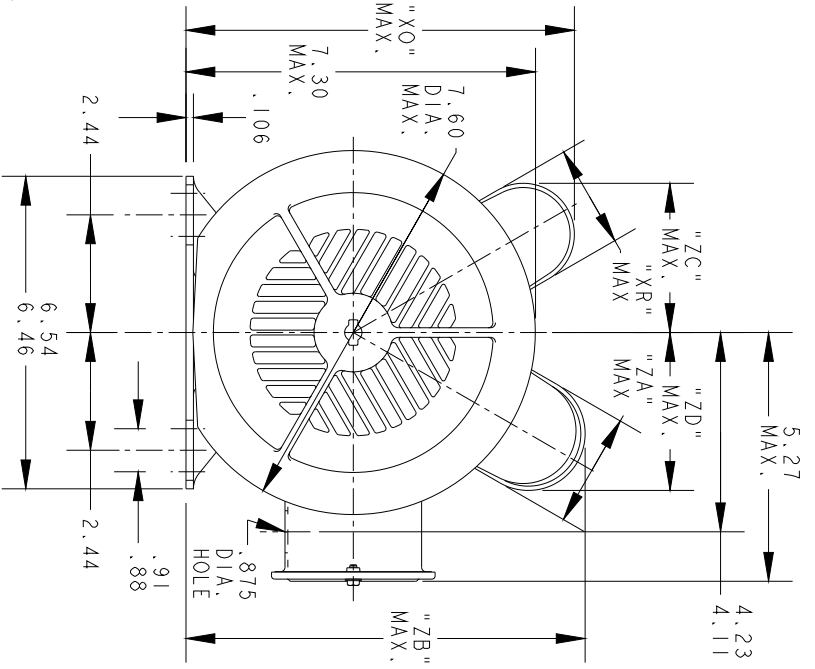
This is an uncontrolled document once printed or downloaded and is subject to change without notice. Date Created:03/11/2020

THIRD ANGLE PROJECTION

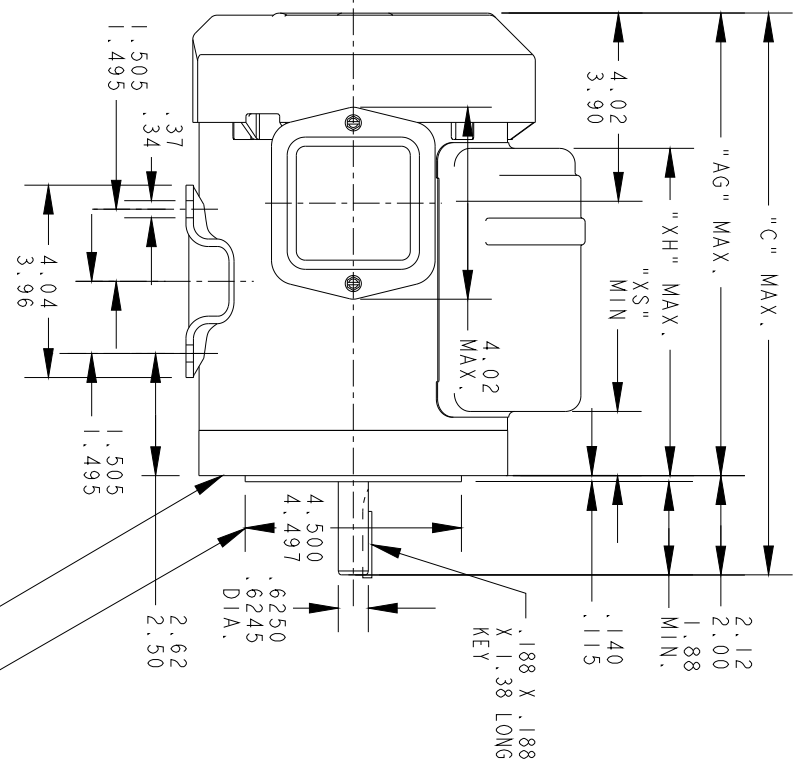


REVISIONS

REV.	DESCRIPTION	DATE	APPROVED
9	ADDED PT#8 PER PROD. IS11-5707	12/05/11	KARTHIK
10	ADDED PT#9 PER SAMPLE DS12-5331	12/15/12	RAJESH



VIEW OF P. E. END SHIELD



FACE RUNOUT (WITH INDICATOR MOUNTED STATIONARY, RELATIVE TO SHAFT) MUST NOT EXCEED .004 T.I.R.  
 ECCENTRICITY OF THIS SURFACE (WITH INDICATOR MOUNTED STATIONARY, RELATIVE TO SHAFT) MUST NOT EXCEED .004 T.I.R.

ALL DIMENSIONS ARE IN INCHES

SIGNATURES		DATE
MODEL	M.D.PAPE	10/15/91
DETAIL		
CHECKED		
ENGRG		
MFG		
QUALITY		
ISSUED	M.D.PAPE	11/13/98
FOR ADDITIONAL INFO REFER TO:		
APPLIED PRACTICES		
DIMENSIONS ARE IN INCHES		
MATERIAL	SOLID MODEL: 52A107739	



REGAL-BELOTT CORPORATION

OUTLINE

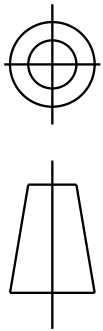
GENERAL PURPOSE MOTOR TEFC - BALL BEARING

- WELDED BASE R2 END MOUNTED FMF - 40 FRAME REDESIGN (SKCR46MM0055X)

SIZE	DRAWING	REV
A		10

SCALE: 0.250 REF. No: SHEET 1 of 2

THIRD ANGLE PROJECTION



REVISIONS

REV.	DESCRIPTION	DATE	APPROVED
9	ADDED PT#8 PER PROD. IS11-5707	12/05/11	KARTHIK
10	ADDED PT#9 PER SAMPLE DS12-5331	12/15/12	RAJESH

SHEET 2

REV 10

52A107739

DRAWING NO.

SIZE A

9	KCR	49	56CY	12.97	10.85	7.50	8.33	2.33	1.98	2.33	8.14	3.30	3.60	7.68
8	KCR	49	56CY	12.97	10.85	7.61	8.40	2.40	1.86	2.72	8.77	3.20	3.66	7.68
7	KCR	49	56C	14.28	12.16	8.17	8.40	2.40	2.35	2.40	8.40	3.38	3.38	8.99
6	KCR	48	56C	13.72	11.60	7.61	8.40	2.40	1.79	2.40	8.40	3.38	3.38	8.43
5	KC	49	56CY	12.44	10.32	7.54	8.18	2.15	1.79	1.60	7.72	3.20	2.97	7.15
4	KC	46	56CY	11.84	9.72	6.94	8.18	2.15	1.19	1.60	7.72	3.20	2.97	6.55
3	KCR	49	56CY	12.97	10.85	7.61	8.18	2.15	1.86	2.72	8.77	3.20	3.66	7.68
2	KCR	49	56CY	12.44	10.32	7.54	8.18	2.15	1.79	2.40	8.40	3.20	3.38	7.15
1	KCR	46	56CY	11.84	9.72	6.94	8.18	2.15	1.19	2.40	8.40	3.20	3.38	6.55
P	TYPE	GE SIZE	NEMA FR.	"C"	"AG"	"XH"	"XO"	"XR"	"XS"	"ZA"	"ZB"	"ZC"	"ZD"	MIN. SHELL

SIGNATURES DATE

MODEL M.D.PAPE 10/15/91

DETAIL

CHECKED

ENGRG

FOR ADDITIONAL INFO REFER TO:

MFG

QUALITY

ISSUED M.D.PAPE 11/13/98

SOLID MODEL: 52A107739



REGAL-BELOTT CORPORATION

TITLE

OUTLINE

GENERAL PURPOSE MOTOR TEFC - BALL BEARING

WELDED BASE R2 END MOUNTED FMF - 40 FRAME REDESIGN (5KCR46MM0055X)

SIZE DRAWING

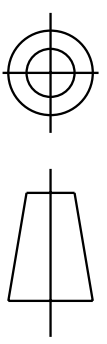
A

52A107739

REV 10

SCALE: 0.250 REF. No:

SHEET 2 of 2



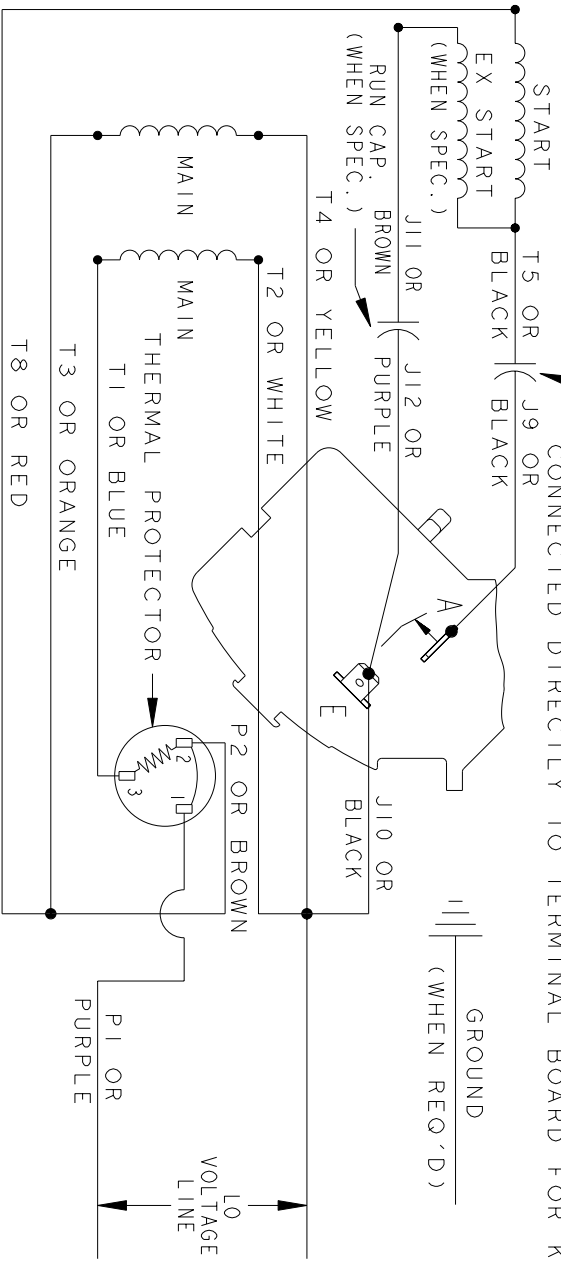
THIRD ANGLE PROJECTION

REVISIONS

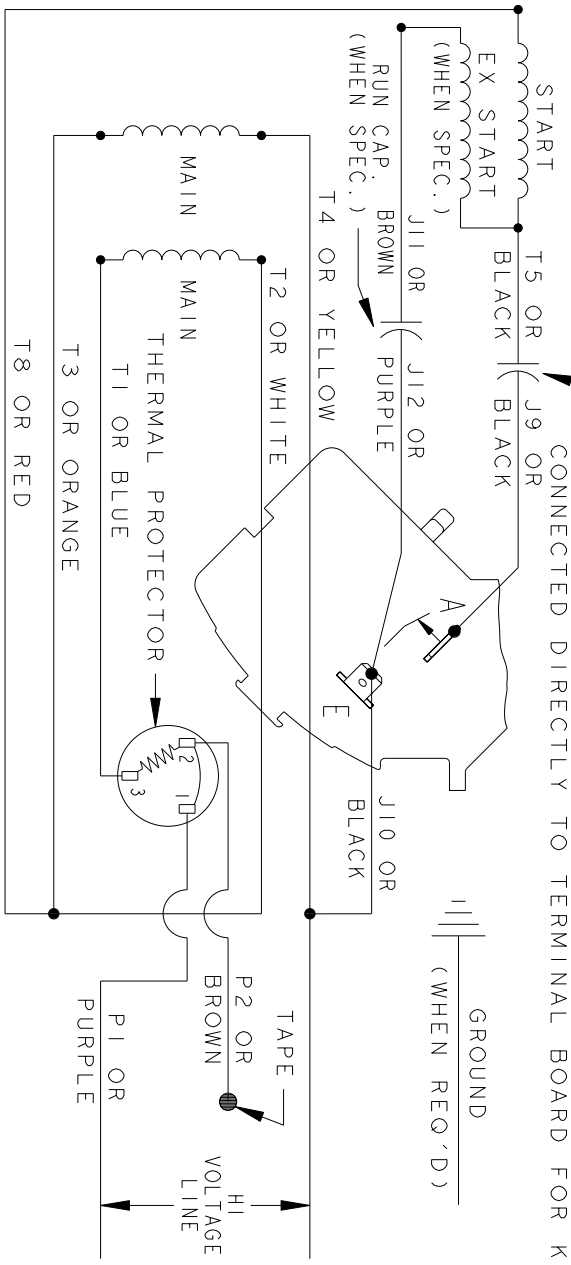
REV.	DESCRIPTION	DATE	APPROVED
7	UPDATED FORMAT	01/05/06	MAM

CCW/CW ROTATION - DUAL VOLTAGE  
 TYPE KC, KH OR KCR - WITH THERMAL PROTECTOR

CAPACITOR AS SHOWN FOR KC MOTORS ONLY. LEAD T5 BLACK CONNECTED DIRECTLY TO TERMINAL BOARD FOR KH MOTORS.



CAPACITOR AS SHOWN FOR KC MOTORS ONLY. LEAD T5 BLACK CONNECTED DIRECTLY TO TERMINAL BOARD FOR KH MOTORS.



NOTE#1 - TO REVERSE ROTATION, INTERCHANGE T8 RED AND J10 BLACK LEADS.  
 NOTE#2 - WHEN MORE THAN ONE CAPACITOR IS USED, CONNECT IN PARALLEL.  
 NOTE#3 - 115D958ABP5 - HIGH CURRENT CONTACTS.

SWITCH (C) - 115D958ABP5, SWITCH (H) - 115D958AA (USE 115D958DA FOR EP)

REF. DIAG. - 113A327, 119A9352 & 52A102102 CONNECTION LABEL - 52X332912

SIGNATURES		DATE
MODEL	M.D.P.	06/29/87
DETAIL		
CHECKED		
ENGRG		
MFG		
QUALITY		
ISSUED	M.D.P.	12/11/97
FOR ADDITIONAL INFO REFER TO:		
APPLIED PRACTICES		
DIMENSIONS ARE IN INCHES		
MATERIAL	SOLID MODEL: 52A105383BA	



REGAL-BELOTT CORPORATION

TITLE CONNECTION DIAGRAM

FME: 30 FRAME SWITCH REDESIGN

52A105383BA

SIZE DRAWING	A	SCALE: 1.000	REF. No.:		SHEET 1 of 1
--------------	---	--------------	-----------	--	--------------